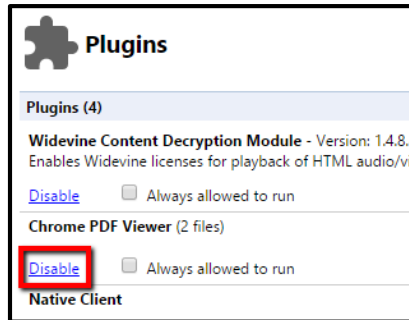


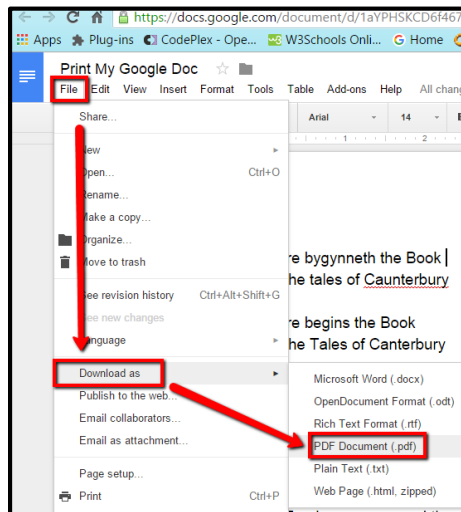
Printing Google Docs from a Windows Computer

Save your Google Doc as a PDF to avoid printing problems.

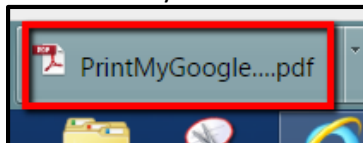
1. Before you print, make sure the Chrome PDF viewer is disabled. In a new tab, browse to <chrome://plugins> and click on [Disable](#).



2. With your Google Doc open, click on **File**. In the drop-down lists, choose **Download as**, then **PDF Document (.pdf)**.



3. The download will display near the bottom left of your screen. Click to open it.



4. Click on the printer icon. (Or click on **File** and select **Print** from the drop-down menu.)

